







# Be in the Know when it Starts to Snow

## Town of Pelham Winter Control Operations Protocols

	2.5 cm 	5 cm 	5 cm + 	Post-Storm 	Post-Storm 
<b>Forecasting</b>	<b>Storm Begins</b>	<b>Facility Parking Lots &amp; Sidewalks</b>	<b>Plowing Operations</b>	<b>Sidewalks &amp; Cul-de-Sacs</b>	<b>Post Storm Patrols</b>
Staff monitors multiple weather sources for a consistent forecast and plans operations.	Staff begins salting & sanding operations of arterial & collector roads, sharp corners & steep hills.	Staff clears snow in front of all municipally owned and operated facilities.	Staff starts plowing operations of roads in priority sequence: <ul style="list-style-type: none"> <li>• arterial</li> <li>• collector</li> <li>• rural</li> <li>• residential</li> </ul>	Staff begins: <ul style="list-style-type: none"> <li>• clearing municipal sidewalks</li> <li>• removing snow from commercial areas, if required</li> <li>• clearing cul-de-sacs, bullnoses &amp; deadens</li> </ul>	Staff debriefs and tends to any service concerns, if necessary.

During a winter storm event, crews work around the clock to complete operations within prescribed service levels. Kindly help them out by remembering:

- Don't park on streets from November 1<sup>st</sup> until March 31<sup>st</sup>, especially when snow clearing operations are underway.
- Pile snow from your driveway and walkways onto your property - not on the road.
- Don't push snow into the traveled portion of the roadway.
- Clear the sidewalk in front and beside your property as soon as you can after a snowfall and apply sand or salt when icy.
- Keep children safe by preventing them from playing or building snow forts in the snow banks at the side of road.
- Keep fire hydrants clear and accessible.
- Help prevent street flooding and icing by clearing snow away from storm sewer catch basins near your property.
- On garbage day, place garbage and recycling containers on your driveway near the edge of the road. Don't place your garbage or recycle boxes on top of snow banks.
- If you need to drive during a winter storm plan your route accordingly. Roads with steep hills may be difficult to navigate during snow events.

For additional information, please contact the Public Works & Utilities Department at (905) 892-2607 ext. 332.

